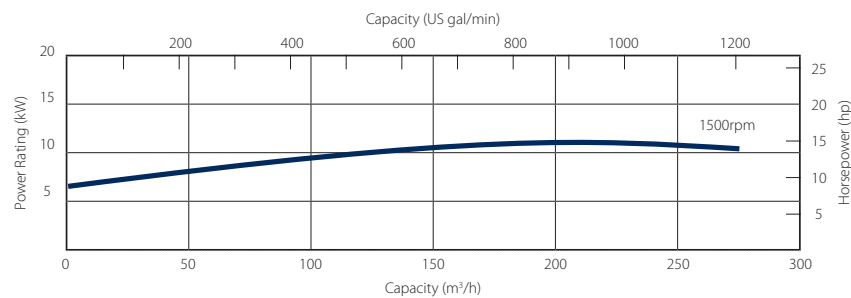
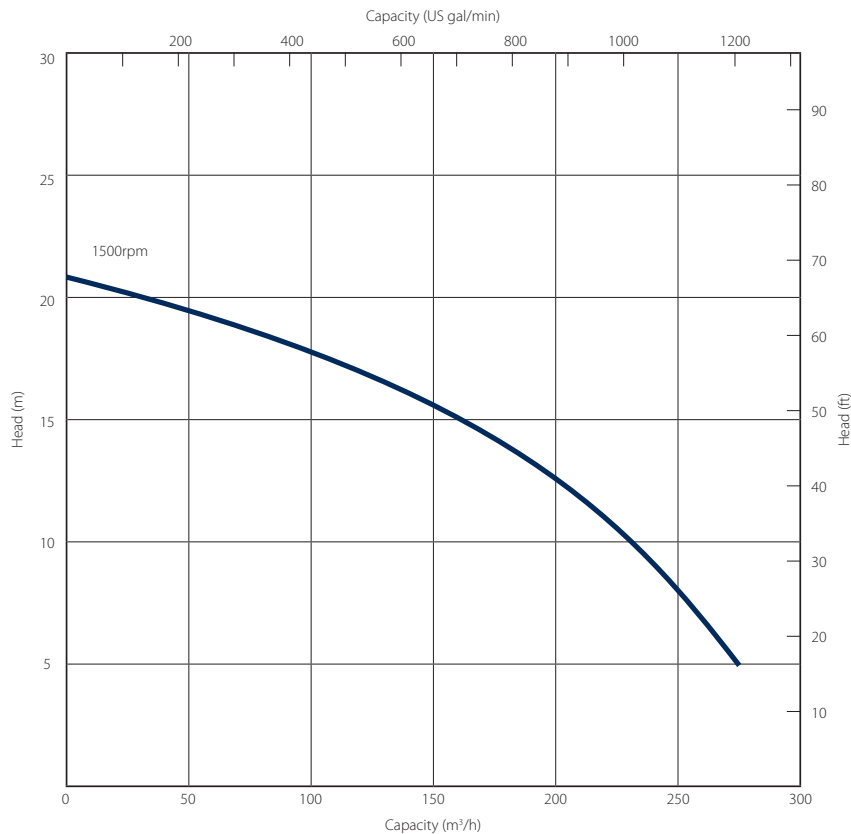


High volume drainer 'D' pump

Pump end specification

| | Metric | US |
|-------------------|-----------------------|----------|
| Capacity | 275 m ³ /h | 1210 gpm |
| Total Head | 21 m | 69 ft |
| Max. Solids Size | 45 mm | 1.77 in |
| Self Priming Lift | 8.8 m | 29 ft |
| Air Handling | 48 l/s | 100 cfm |
| Selprime® Absorbs | 4.4 kW | 6 hp |
| Power Required | 12 kW | 16 hp |
| Pump Speed Max. | 1500 | 1500 |
| Pump Speed Min. | 1500 | 1500 |
| Impeller Type | Drainer | Drainer |
| Impeller Blades | 3 | 3 |
| Impeller Diameter | 255 mm | 10 in |
| Inlet Port | DN 150 PN6 | 6 PN6 |
| Outlet Port | DN 150 PN6 | 6 PN6 |
| Length | 104 cm | 40.9 in |
| Width | 71 cm | 28.0 in |
| Height | 71 cm | 28.0 in |
| Weight | 300 Kg | 661 lb |



Please note: The above curve covers the complete range and ability of the pump unit. Actual performance will be subject to the motor/engine indicated overleaf.

Priming method - Selprime®

The unique original Selwood self priming system utilising a water tolerant diaphragm air pump. An environmentally friendly design that has none of the problems of oil vapour emissions and oil emulsification associated with other priming systems.

Pump end materials

| | |
|-------------------|--|
| Pump Casing | Grey Iron BSEN 1561 Grade EN-GJL-250 |
| Impeller | Cast Iron BSEN 1563 Grade EN-GJS-450-10 |
| Wear Plates | Cast Iron BSEN 1563 Grade EN-GJS-450-10 |
| Shaft | Steel BS10277 Grade C40+C |
| NRV Body | Grey Iron BSEN 1561 Grade EN-GJS-250 |
| Mechanical Seal | Silicon Carbide v Silicon Carbide |
| Pump End Bearing | Taper Roller |
| Drive End Bearing | Taper Roller |

High volume drainer 'D' pump builds

Our 'D Pumps' offer high efficiency centrifugal pumps for high-volume fluid transfer.

Handling flows of up to 275 m³/h, these highly efficient Selprime® pumps offer emission compliant engines, are easy to operate and maintain and have a robust construction.

Perfect for use with

- water – clean, with fine or larger solids
- screened sewage
- wellpoint dewatering



| Standard build | Super Silent | |
|----------------------------|---------------|----------------|
| | Metric | US |
| Length | 247 cm | 97 in |
| Width | 151 cm | 59 in |
| Height | 173 cm | 68 in |
| Dry Weight | 990 kg | 2183 lb |
| Gross Weight | 2000 kg | 4409 lb |
| Sound Power | 96 LWA | |
| Sound Pressure @ 1m (3ft) | 85 db(A) | |
| Sound Pressure @ 7m (23ft) | 68 db(A) | |
| Pump SAE Size | Close Coupled | |
| Motor | Isuzu 4LE2T | |
| Emission Rating | - | Tier 4 Final |
| Engine / Motor Max Speed | 1500 rpm | |
| Fuel Tank Capacity.** | 220 lt | 58 US gal |
| BEP - Fuel Consumption | 3.1 lt/hr | 0.82 US gal/hr |


*Open sets exclude fittings

** Fuel tank capacity can be increased with the addition of an auxiliary fuel tank.

Installation drawings are available upon request.

Optional extras

- | | |
|--------------------------------|----------------------------------|
| Training | Pump telemetry |
| Genuine parts | Oil drain kit |
| Valves / Fittings | Hose / pipework |
| Pump accessories | DOL panels |
| Tanks & filtration | Soft Start panels |
| Pipe stoppers | Variable speed drive panels |
| Auto stop/start control panels | Ultra-sonic level control panels |



SELWOOD
www.selwood.co.uk

UK
Call 03330 142000

International
Contact your Account Manager or visit our website

Head Office Bournemouth Road, Chandler's Ford, Eastleigh, Hampshire, SO53 3ZL. T 023 8026 6311 E info@selwood.co.uk